

# BOREALIS

## FLOORING SPECS

Features	Benefits
20mil Wearlayer	Residential & Light Commercial
4 Sided Painted Bevel	Realistic Wood Appearance
Rigid Core Construction	Dimensionally Stable No T-Molds in Residential Install
FloorScore Certified	Product meets strict indoor air quality requirements

### SPECIFICATIONS

<b>Dimensions:</b>	6mm thick x 7" width x 48" length
<b>Packaging:</b>	28.365 sf/ctn, 55 ctn/plt, 1560 sf/plt
<b>Construction:</b>	Rigid Core Waterproof Vinyl Click, 1mm Pad Attached
<b>Wear Layer:</b>	20mil Polyurethane
<b>Warranty:</b>	30-Yr Residential, 10-Yr Light Commercial
<b>Installation:</b>	Angle/Tap
<b>Coordinating Trim:</b>	Waterproof - End Cap, Quarter Round, Reducer, Stair Nose and T-mold Available
<b>Gloss:</b>	Low
<b>Profile:</b>	4-Side Painted Bevel
<b>Pattern Repeat:</b>	6 Unique Plank Visuals



\*hydronic systems only



up to 26' x 36'



STOCKED  
IN KENT



# BOREALIS

## COORDINATING TRIMS

### TRIM DESCRIPTION

#### QUARTER ROUND

Applied to cover the expansion gap between the flooring and the wall.

#### END CAP

Often times called Square Edge or Threshold, used when butting up to carpet or a sliding glass door.

#### T-MOLD

Joins two floors of equal height, such as in a doorway, between two rooms or in a large area where the maximum length/width is exceeded.

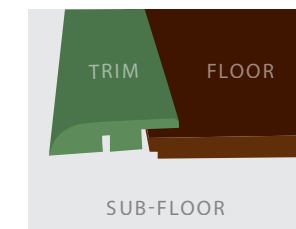
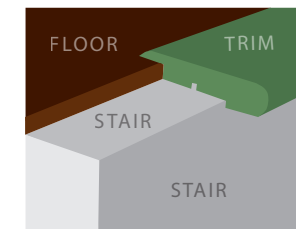
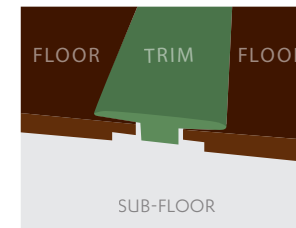
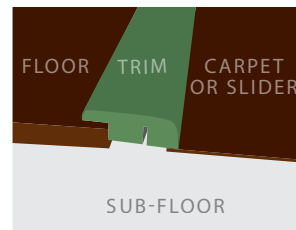
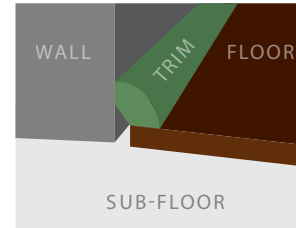
#### STAIR NOSE

Ends flooring at the top of either a landing or downward staircase.

#### REDUCER

Ends the flooring onto a surface such as concrete.

### TRIM PROFILE



### TRIM DIMENSIONS

